

FOUNDED IN 2003



20 years of manufacturing experience  
(Valve, Pipe, Pipe Fitting)

&

20年生产制造经验 (阀门, 管道, 管件)

Import & Export Department

LIWEI  
ENTERPRISE BRAND

GENERAL MANAGER  
Riven Lee



E-MAIL: trading\_manager@liweivalve.cn  
TEL: +86 185 2662 3967  
WECHAT ID: Riven0723  
WHATSAPP: +86 185 2662 3967  
Zalo: +86 185 2662 3967  
FaceBook: Riven Lee  
Instagram: Riven Lee  
WEB: tjliwei.en.alibaba.com  
www.liweivalve.com  
www.liweivalves.com  
tianjinliwei.bmlink.com

MANAGER  
Ariel Wong



Email: trading\_specialist01@liweivalve.cn  
Tel: +86 18698094027  
Wechat: A18698094027  
Whatsapp: +86 18698094027  
ins: ariel\_wong327  
WEB: tjliwei.en.alibaba.com  
www.liweivalve.com  
www.liweivalves.com  
tianjinliwei.bmlink.com

MANAGER  
Kerry Zhang



E-MAIL: trading\_specialist02@liweivalve.cn  
TEL: +86 18722677875  
WhatsApp: +8618722677875  
WeChat ID: RuiX-Parvenu  
WEB: tjliwei.en.alibaba.com  
www.liweivalve.com  
www.liweivalves.com  
tianjinliwei.bmlink.com

MANAGER  
Nada Lee



Email: trading\_supervisor@liweivalve.cn  
Tel: +86 166 2238 3651  
Wechat: Nadaxxxx  
Whatsapp: +86 166 2238 3651  
Instagram: liweivalve\_nada  
Facebook: Wen Lee  
WEB: tjliwei.en.alibaba.com  
www.liweivalve.com  
www.liweivalves.com  
tianjinliwei.bmlink.com

TIANJIN LIWEI VALVE CO.,LTD

天津立威阀门有限公司

SUPPLY OEM & ODM SERVICE

Factory Address: No.3 Xintai Road, ShuangQiao He Town, Jinnan District, Tianjin, China

Office Address: C12 Ali Yun, Xianshuigu Town, Jinnan District, Tianjin, China



WECHAT ID: Riven0723

+86 185 2662 3967

www.liweivalves.com

# BUTTERFLY VALVE SERIES

ISO9001 04619Q14164R0M ISO14001 2791909E50377R0S  
OHSAS18001 04619S12643R0M

Factory Address: No.3 Xintai Road, Shuangqiao He Town, Jinnan District, Tianjin, China  
Office Address: C12 Ali Yun, Xianshuigu Town, Jinnan District, Tianjin, China




**LWBV-1**  
**Wafer Butterfly Valve**  
Size: DN40-DN600  
Actuator: Stamping Handle  
Body: Ductile Iron GGG50  
Disc: Ductile Iron GGG50  
Stem: Carbon Steel  
Seal: EPDM  
Standard: PN16/150LB/10K



**LWBV-6**  
**U Butterfly Valve**  
Size: DN50-DN1200  
Actuator: Gear Box  
Body: Ductile Iron GGG50  
Disc: SS304 CF8  
Stem: SS420  
Seal: EPDM  
Standard: PN16



**LWBV-11**  
**DK Butterfly Valve**  
Size: DN40-DN300  
Actuator: Stamping Handle  
Body: Cast Iron GG25  
Disc: SS304 CF8  
Stem: 45# Steel  
Seal: EPDM Lined  
Standard: PN10/16/150LB/10K



**LWBV-16**  
**Ventilation Butterfly Valve Flange Type**  
Size: DN50-DN4000  
Actuator: Handle/Gear Operate  
Body: SS304  
Disc: SS304 CF8  
Stem: SS410  
Standard: PN10



**LWBV-2**  
**Flange Butterfly Valve**  
Size: DN40-DN600  
Actuator: Stamping Handle  
Body: Ductile Iron GGG50  
Disc: Ductile Iron GGG50  
Stem: Carbon Steel  
Seal: EPDM  
Standard: PN16/150LB/10K



**LWBV-7**  
**Grooved End Butterfly Valve**  
Valve Size: DN50-DN300  
Actuator: Handle  
Body: Ductile Iron GGG50  
Disc: Ductile Iron Coated EPDM  
Stem: 2Cr13  
Standard: PN16



**LWBV-12**  
**KITZ Butterfly Valve**  
Size: DN25-DN500  
Actuator: Aluminum Handle  
Body: Aluminum+SS304  
Disc: SS304 CF8  
Stem: SS410  
Seal: EPDM Lined  
Standard: PN10



**LWBV-17**  
**Food Grade Butterfly Valve Wafer Type**  
Size: DN50-DN400  
Actuator: Handle/Gear Operate  
Body: SS304  
Disc: SS304 CF8  
Stem: SS304  
Seal: VITON  
Standard: PN10/16



**LWBV-3**  
**Lug Type Butterfly Valve**  
Actuator: Steel Handle  
Body: Ductile Iron GGG50  
Disc: Ductile Iron GGG50  
Stem: 45# Steel  
Seal: EPDM  
Standard: 150LB



**LWBV-8**  
**UPVC Butterfly Valve**  
Size: DN20-DN100  
Actuator: ABS or PP  
Body: UPVC  
Seal: TPE, TPV  
Standard: ASTM BS DIN ISO JIS



**LWBV-13**  
**Double Eccentric Butterfly Valve 14 Series**  
Size: DN100-DN2200  
Actuator: Gear Box  
Body: Ductile Iron GGG50  
Disc: Ductile Iron QT450  
UP Stem: SS410  
Down Stem: SS410  
Seal: EPDM O-Ring  
Standard: PN16



**LWBV-18**  
**Sanitary Butterfly Valve Clamp Connection**  
Size: DN15-DN200  
Actuator: Handle/Gear Operate  
Body: SS304  
Disc: SS304 CF8  
Stem: SS304  
Seal: Silicone/EPDM



**LWBV-4**  
**Pneumatic Butterfly Valve**  
Size: DN40-DN600  
Actuator: F.R.L Pneumatic  
Body: Ductile Iron GGG50  
Disc: SS316 CF8M  
Stem: SS304 CF8  
Seal: PTFE  
Standard: PN16/150LB/10K



**LWBV-9**  
**F4 Butterfly Valve**  
Size: DN50-DN300  
Actuator: Handle/Gear Box  
Body: WCB 2 Piece  
Disc: WCB+PTFE  
Stem: SS420  
Seal: PTFE Lined  
Standard: PN16/10K/150LB



**LWBV-14**  
**Triple Eccentric Butterfly Valve Flange Type**  
Size: DN50-DN1200  
Actuator: Electric  
Body: WCB  
Disc: SS304 CF8  
UP Stem: SS410  
Down Stem: SS410  
Seal: SS316 CF8M  
Standard: PN16



**LWBV-19**  
**Brass Butterfly Valve Wafer Type**  
Size: DN50-DN600  
Actuator: Handle/Gear Operate  
Body: Aluminum-Bronze  
Disc: Aluminum-Bronze  
Stem: SS316  
Seal: NBR  
Standard: PN10/16



**LWBV-5**  
**Electric Butterfly Valve**  
Size: DN50-DN800  
Actuator: Electric ON/OFF  
Body: WCB  
Disc: SS316 CF8M  
Stem: SS420  
Seal: EPDM  
Standard: PN16/150LB/10K



**LWBV-10**  
**SS Butterfly Valve**  
Size: DN50-DN600  
Actuator: CF8 Handle  
Body: SS304 CF8  
Disc: SS304 CF8  
Stem: SS420  
Seal: PTFE Lined  
Standard: PN16/10K/150LB



**LWBV-15**  
**Triple Eccentric Butterfly Valve Wafer Type**  
Size: DN50-DN1200  
Actuator: Gear Operate  
Body: SS304 CF8M  
Disc: SS304 CF8  
Stem: SS410  
Seal: SS316 CF8M  
Standard: 150LB



**LWBV-20**  
**Telescopic Butterfly Valve Flange Type**  
Size: DN50-DN1200  
Actuator: Gear Operate  
Body: Ductile Iron GGG50  
Disc: Ductile Iron GGG50  
Stem: Carbon Steel  
Seal: EPDM  
Standard: PN10/16



**LWGV-1**  
**DIN F4 3352 Gate Valve**  
Size:DN40-DN800  
Actuator: Casting Handle Wheel  
Body: Ductile Iron GGG50  
Disc:Ductile Iron + EPDM  
Stem:SS420  
Nut: Brass  
Standard:PN16



**LWGV-6**  
**Rising Stem Gate Valve**  
Size:DN50-DN300  
Actuator: Casting Handle Wheel  
Body: Ductile Iron GGG50  
Disc:Ductile Iron + EPDM  
Stem:SS420  
Nut: Brass  
Standard:PN16



**LWGV-11**  
**Groove Gate Valve**  
Size:DN40-DN300  
Actuator: Casting Handle Wheel  
Body: Ductile Iron GGG50  
Disc:Ductile Iron+EPDM  
Stem:45# Steel  
Standard:PN10/16



**LWGV-16**  
**JIS SS Thread Gate Valve**  
Size:DN15-DN150  
Actuator: Casting HandleWheel  
Body: Stainless Steel CF8M  
Disc:Stainless Steel CF8M  
Seal: Brass  
Stem:Stainless Steel 420  
Standard:10K



**LWGV-2**  
**GB Standard Gate Valve**  
Size:DN40-DN1000  
Actuator: Casting Handle Wheel  
Body: Ductile Iron GGG50  
Disc:Ductile Iron + EPDM  
Stem:SS420  
Nut: Brass  
Standard:GB PN16



**LWGV-7**  
**Under Ground Gate Valve**  
Size:DN50-DN300  
Actuator: Casting Handle Wheel  
Body: Ductile Iron GGG50  
Disc:Ductile Iron + EPDM  
Stem:SS420  
Nut: Brass  
Standard:PN16



**LWGV-12**  
**Brass Gate Valve**  
Size:DN15-DN150  
Actuator: Handle Wheel  
Body: Brass  
Disc:Brass  
Stem:SS410  
Seal:Brass  
Thread: BSP & NPT  
Standard:PN16



**LWGV-17**  
**Cast Iron Gate Valve**  
Size:DN50-DN600  
Actuator: Casting HandleWheel  
Body: Cast Iron  
Disc:WCB A216  
Seal: Stainless Steel  
Stem:Stainless Steel 420  
Standard:PN16



**LWGV-3**  
**BS5163 Gate Valve**  
Size:DN50-DN300  
Actuator: Casting Handle Wheel  
Body: Ductile Iron GGG50  
Disc:Ductile Iron + EPDM  
Stem:SS420  
Nut: Brass  
Standard:BS5163



**LWGV-8**  
**Stainless Steel Gate Valve**  
Size:DN50-DN300  
Actuator: Casting Handle Wheel  
Body: CF8 SS304  
Disc:SS304+EPDM  
Stem:SS304  
Nut: Brass  
Standard:PN16



**LWGV-13**  
**Knife Gate Valve**  
Size:DN50-DN800  
Actuator: Casting Handle Wheel  
Body: Stainless Steel CF8  
Disc:Stainless Steel CF8  
Seal: PTFE Metal Seal  
Stem:Stainless Steel 201  
Bracket: Stainless Steel  
Standard:PN10



**LWGV-18**  
**API 602 Forged Gate Valve**  
Size:DN15-DN50  
Actuator: Casting HandleWheel  
Body: A182 F316  
Disc:WCB A216  
Seal: Stainless Steel  
Stem:Stainless Steel 420  
Standard:800LB



**LWGV-4**  
**DIN F5 3352 Gate Valve**  
Size:DN40-DN600  
Actuator: Casting Handle Wheel  
Body: Ductile Iron GGG50  
Disc:Ductile Iron + EPDM  
Stem:SS420  
Nut: Brass  
Standard:PN16



**LWGV-9**  
**Electric Actuator Gate Valve**  
Size:DN50-DN800  
Actuator: Electric  
Body: Ductile Iron GGG50  
Disc:Ductile Iron + EPDM  
Stem:SS420  
Nut: Brass  
Standard:PN16



**LWGV-14**  
**JIS Gate Valve**  
Size:DN50-DN400  
Actuator: Electric Operate  
Body: Stainless Steel CF8  
Disc:Stainless Steel CF8  
Seal: Brass  
Stem:Stainless Steel 201  
Standard:JIS10K



**LWGV-19**  
**300LB Gate Valve**  
Size:DN50-DN600  
Actuator: Casting HandleWheel  
Body: A216 WCB  
Disc:WCB A216  
Seal: Brass  
Stem:Stainless Steel 420  
Standard:300LB



**LWGV-5**  
**Metal Seal Gate Valve**  
Size:DN50-DN300  
Actuator: Casting Handle Wheel  
Body: Ductile Iron GGG50  
Disc:Ductile Iron + Brass  
Stem:SS420  
Nut: Brass  
Standard:PN16



**LWGV-10**  
**Egypt F4 Gate Valve**  
Size:DN80/100/150/200/250/300  
Actuator: Casting Handle Wheel  
Body: Ductile Iron GGG50  
Disc:Ductile Iron + EPDM  
Stem:SS420  
Nut: Brass  
Standard:PN16



**LWGV-15**  
**API600 Wedge Cast Steel Gate Valve**  
Size:DN50-DN600  
Actuator: Casting HandleWheel  
Body: Cast Steel  
Disc:Stainless Steel CF8  
Seal: Brass  
Stem:Stainless Steel 201  
Standard:150LB




**LWGV-20**  
**PVC Gate Valve**  
Size:DN15-DN63  
Actuator: Casting HandleWheel  
Body: UPVC  
Disc:PP  
Seal: NBR EPDM VITON  
Stem:UPVC  
Standard:DIN PN10


# CHECK VALVE SERIES

ISO9001 04619Q14164R0M ISO14001 2791909E50377R0S  
OHSAS18001 04619S12643R0M

Factory Address: No.3 Xintai Road,ShuangQiao He Town,Jinnan District,Tianjin,China  
Office Address: C12 Ali Yun,Xianshuigu Town,Jinnan District,Tianjin,China



**LWCV-1**  
**Dual Plate Check Valve**  
Size: DN40-600  
Body: CI & DI  
Disc: DI & Stainless Steel  
Stem: SS420/SS304  
Seat: EPDM/NBR  
Spring: SS304  
Standard: PN10/16




**LWCV-6**  
**300LB Check Valve**  
Size: DN50-600  
Body: A216 WCB  
Disc: Stainless Steel SS304  
Stem: SS420/SS304  
Seat: SS304 SS316  
Spring: SS304  
Standard: 300LB



**LWCV-11**  
**API 150LB Swing Check Valve**  
Size: DN50-600  
Body: A216 WCB  
Disc: Stainless Steel CF8  
Bonnet:A216 WCB  
Seal: Brass  
Standard: 150LB



**LWCV-16**  
**A216 WCB Swing Check Valve**  
Size: DN50-600  
Body: A216 WCB  
Disc: A216 WCB  
Bonnet:A216 WCB  
Seal: Brass  
Standard: 150LB



**LWCV-2**  
**150LB Wafer Check Valve**  
Size: DN50-600  
Body: WCB & Stainless Steel  
Disc: Stainless Steel  
Stem: SS420/SS304  
Seat: SS304 SS316  
Spring: SS304  
Standard: 150LB



**LWCV-7**  
**Ball Check Valve**  
Size: DN50-300  
Body: Ductile Iron GGG50  
Ball: 304+EPDM  
Cap: Ductile Iron GGG50  
Standard: PN10/16




**LWCV-12**  
**Single Disc Check Valve**  
Size: DN50-300  
Body: Stainless Steel CF8  
Disc: Stainless Steel CF8  
Seal: VITON  
Standard: PN16



**LWCV-17**  
**300LB Swing Check Valve**  
Size: DN50-600  
Body: A216 WCB  
Disc: Stainless Steel CF8M  
Bonnet:A216 WCB  
Seal: Brass  
Standard: 300LB



**LWCV-3**  
**Brass Wafer Check Valve**  
Size: DN50-400  
Body: Aluminum Bronze  
Disc: Aluminum Bronze  
Stem: Aluminum Bronze  
Seat: Aluminum Bronze  
Spring: SS316  
Standard: PN10/16




**LWCV-8**  
**Silencing Check Valve**  
Size: DN50-600  
Body: Ductile Iron GGG50  
Disc: Ductile Iron GGG50  
Bonnet:Ductile Iron GGG50  
Body Seat Ring:SS/Brass/Bronze  
Disc Seat Ring:SS/Brass/Bronze  
Standard: PN10/16




**LWCV-13**  
**Brass Swing Check Valve**  
Size: DN25-150  
Body: Brass  
Disc: Brass  
Bonnet:Brass  
Seal: Brass  
Standard: PN20



**LWCV-18**  
**UL-FM Swing Check Valve**  
Size: DN50-600  
Body: Ductile Iron GGG50  
Disc: Stainless Steel CF8  
Bonnet:Ductile Iron GGG50  
Seal: Brass  
Standard: 300PSI



**LWCV-4**  
**Lift Single Plate Check Valve**  
Size: DN50-300  
Body: Stainless Steel  
Disc: Stainless Steel  
Stem: SS420/SS304  
Seat: SS304 SS316  
Spring: SS304  
Standard: PN16



**LWCV-9**  
**Silent Flange Check Valve**  
Size: DN50-400  
Body: Ductile Iron GGG50  
Disc: Brass  
Body Seat Ring:Brass/Bronze  
Disc Seat Ring:Brass/Bronze  
Standard: PN10/16



**LWCV-14**  
**SS Swing Check Valve**  
Size: DN50-400  
Body: Stainless Steel CF8  
Disc: Stainless Steel CF8  
Bonnet:A216 WCB  
Seal: Brass  
Standard: PN25



**LWCV-19**  
**Tilting Disc Check Valve**  
Size: DN200-2000  
Body: Ductile Iron GGG50  
Disc: Stainless Steel CF8  
Stem:2Cr13  
Body Seat:SS304 SS316  
Seal: Brass  
Standard: PN16-24



**LWCV-5**  
**Rubber Flap Check Valve**  
Size: DN50-400  
Body: Ductile Iron GGG50  
Disc: Ductile Iron + EPDM  
Cap: Ductile Iron GGG50  
Standard: PN10/16



**LWCV-10**  
**PN25 Swing Check Valve**  
Size: DN50-300  
Body: A216 WCB  
Disc: A216 WCB  
Bonnet:A216 WCB  
Seal: Brass  
Standard: PN25



**LWCV-15**  
**SS Thread Check Valve**  
Size: DN25-150  
Body: Stainless Steel CF8M  
Disc: Stainless Steel CF8M  
Bonnet:Stainless Steel CF8M  
Seal: Stainless Steel CF8M  
Standard: 200Bar



**LWCV-20**  
**UPVC Check Valve**  
Size: DN15-300  
Body: UPVC CPVC  
Gasket:EPDM NBR  
Disc: U-PVC  
Seal: EPDM VITON  
Standard: DIN PN6/10/16

# BALL VALVE SERIES

ISO9001 04619Q14164R0M ISO14001 2791909E50377R0S  
OHSAS18001 04619S12643R0M

Factory Address: No.3 Xintai Road,ShuangQiao He Town,Jinnan District,Tianjin,China  
Office Address: C12 Ali Yun,Xianshuigu Town,Jinnan District,Tianjin,China



**LWBV-1**  
**1PC Ball Valve**  
Size: DN10-100  
Actuator: Handle  
Body: Stainless Steel CF8M  
Ball: SS316 CF8M  
Seal: PTFE  
Stem: SS316  
Standard: 1000WOG



**LWBV-6**  
**3PC Platform Ball Valve**  
Size: DN10-100  
Actuator: Pneumatic/Electric  
Body: Stainless Steel CF8M  
Ball: SS316 CF8M  
Seal: PTFE  
Stem: SS316  
Standard: 2000WOG



**LWBV-11**  
**900LB GAS Industrial Ball Valve**  
Size: DN50-2000  
Actuator: Gear Operate  
Body: A216 WCB  
Ball: A182 F304  
Seal: A105+ENP  
Stem: A276 SS304  
Standard:900LB



**LWBV-16**  
**PVC Ball Valve**  
Size: DN15-65  
Actuator: Handle  
Body: PVC CPVC  
Ball: PVC CPVC PPG PPHABS  
Seal: PTFE  
Stem: PVC CPVC PPG PPHABS  
Standard:PN16




**LWBV-2**  
**2PC Ball Valve**  
Size: DN10-100  
Actuator: Handle  
Body: Stainless Steel CF8M  
Ball: SS316 CF8M  
Seal: PTFE  
Stem: SS316  
Standard: 1000WOG/2000WOG



**LWBV-7**  
**SS Flange Ball Valve**  
Size: DN25-300  
Actuator: Manual/E/P  
Body: Stainless Steel CF8M  
Ball: SS316 CF8M  
Seal: PTFE  
Stem: SS316  
Standard: 1000WOG



**LWBV-12**  
**Sanitary SS 3PC Ball Valve**  
Size: DN10-100  
Actuator: Handle  
Body: Stainless Steel CF8M  
Ball: SS316 CF8M  
Seal: PTFE  
Stem: SS316  
Standard:PN16



**LWBV-17**  
**Mini Ball Valve**  
Size: DN10-15  
Actuator: Steel Handle  
Body: Stainless Steel / Brass  
Ball: Brass  
Seal: PTFE  
Stem: SS420  
Standard:PN63



**LWBV-3**  
**3PC Ball Valve**  
Size: DN10-100  
Actuator: Handle  
Body: Stainless Steel CF8M  
Ball: SS316 CF8M  
Seal: PTFE  
Stem: SS316  
Standard: 1000WOG/2000WOG



**LWBV-8**  
**3 Way Ball Valve**  
Size: DN15-150  
Actuator: Electric  
Body: Stainless Steel CF8M  
Ball: SS316 CF8M  
Seal: PTFE  
Stem: SS316  
Standard:CLASS150/300,PN16/40,10K



**LWBV-13**  
**CI/DI Flange Ball Valve**  
Size: DN50-300  
Actuator: Handle  
Body: CI/DI  
Ball: SS304  
Seal: PTFE  
Stem: SS420  
Standard:PN16



**LWBV-18**  
**PPR Ball Valve**  
Size: DN15-65  
Actuator: Handle  
Body: PPR  
Ball: Brass  
Standard:PN25



**LWBV-4**  
**Electric 3PC Ball Valve**  
Size: DN10-100  
Actuator: Electric  
Body: Stainless Steel CF8M  
Ball: SS316 CF8M  
Seal: PTFE  
Stem: SS316  
Standard: 1000WOG/2000WOG



**LWBV-9**  
**4 Way Ball Valve**  
Size: DN15-150  
Actuator: Electric  
Body: Stainless Steel CF8M  
Ball: SS316 CF8M  
Seal: PTFE  
Stem: SS316  
Standard:CLASS150 PN16



**LWBV-14**  
**WCB Flange Ball Valve**  
Size: DN50-300  
Actuator: Handle  
Body: A216 WCB  
Ball: SS304  
Seal: PTFE  
Stem: SS420  
Standard:PN16 150LB



**LWBV-19**  
**Wafer Type Ball Valve**  
Size: DN15-100  
Actuator: Steel Handle  
Body: Stainless Steel  
Ball: SS304/SS316  
Seal: PTFE/RPTFE  
Stem: SS420 Blowout Proof Stem  
Standard:PN16



**LWBV-5**  
**Pneumatic 3PC Ball Valve**  
Size: DN10-100  
Actuator: Pneumatic  
Body: Stainless Steel CF8M  
Ball: SS316 CF8M  
Seal: PTFE  
Stem: SS316  
Standard: 1000WOG/2000WOG



**LWBV-10**  
**F51 800LB Ball Valve**  
Size: DN15-150  
Actuator: Handle  
Body: F51  
Ball: SS316 CF8M  
Seal: PTFE  
Stem: SS316  
Standard:800LB



**LWBV-15**  
**Brass Ball Valve**  
Size: DN15-150  
Actuator: Handle  
Body: Brass  
Ball: SS304  
Seal: PTFE  
Stem: SS420  
Standard:PN20 600WOG



**LWBV-20**  
**Eccentric Semi-ball valve**  
Size: DN50-1400  
Actuator: Gear/Electric/Pneumatic  
Body: WCB,SS,TA2,904L  
Ball: WCB,SS,TA2,904L  
ZG00Cr14Ni14Si4(C4)  
Ball Type: Semi-ball type, V-ball type  
Stem: SS304; SS316; SS316L  
Standard:PN10,16,25,40,63



**LWGV-1  
API Globe Valve**  
Size: DN40-600  
Body: A216 WCB,CF8,CF8M  
Bonnet: A216 WCB,CF8,CF8M  
Gland: A216 WCB,CF8,CF8M  
Disc: 13Cr,F304+Stellite  
Seat: 13Cr,SS304,SS316,Stellite  
Stem: 2Cr13,F304,F316  
Standard:150-300LB



**LWGV-6  
KITZ Globe Valve**  
Size: DN8-80  
Body: Bronze  
Bonnet: Bronze  
Disc: Bronze  
Seat: Bronze  
Standard:PN16



**LWYS-11  
Y-Strainer**  
Size: DN50-400  
Body: Ductile Iron GGG50  
WCB, Stainless Steel  
Strainer: Stainless Steel SS201  
SS304 SS316  
Standard:PN10/16 PN25



**LWSAV-16  
Single Air Vent Valve**  
Size: DN50-300  
Body: Ductile Iron GGG50  
Bonnet:Ductile Iron GGG50  
Dust Cap:Ductile Iron GGG50  
Nut:Steel  
Gasket:EPDM  
Screw Plug:Brass  
Standard:PN10/16



**LWGV-2  
Cast Steel Bellow Seal  
Globe Valve**  
Size: DN15-400  
Body: GS-C25,CF8,CF8M  
Bonnet: GS-C25,CF8,CF8M  
Gland: 1025,SS304,SS316  
Disc: 13Cr,F304+Stellite  
Seat: 13Cr,SS304,SS316,Stellite  
Stem: 2Cr13,F304,F316  
Standard:PN16-40



**LWGV-7  
Bronze Steam Globe Valve**  
Size: DN15-100  
Body: Bronze  
Bonnet: Bronze  
Disc: Bronze  
Seat: Bronze  
Standard:PN25



**LWPV-12  
Pinch Valve**  
Size: DN40-400  
Actuator: Hand Wheel  
Body: Aluminium Alloy  
Stem: Q235A  
Upper press plate: Cast Iron  
Middle press plate: Cast Iron  
Down press plate: Cast Iron  
Sleeves: NR, NBR, EPDM  
Standard:PN10



**LWDAV-17  
Double Air Vent Valve**  
Size: DN50-300  
Body: Ductile Iron GGG50  
Bonnet:Ductile Iron GGG50  
Dust Cap:Ductile Iron GGG50  
Nut:Steel  
Gasket:EPDM  
Screw Plug:Brass  
Standard:PN10/16



**LWGV-3  
Stainless Steel Globe Valve**  
Size: DN50-300  
Body: F304,F316,CF8M  
Bonnet: CF8,CF8M  
Gland: SS304,SS316  
Disc: F304+Stellite  
Seat: SS304,SS316,Stellite  
Stem: 2Cr13,F304,F316  
Standard:PN16-25



**LWGV-8  
Stainless Steel Globe Valve**  
Size: DN15-100  
Body: Stainless Steel  
Bonnet: Stainless Steel  
Disc: Stainless Steel  
Seat: Bronze  
Standard:PN25



**LWPRV-13  
200X 300X 500X 800X  
Pressure Reducing Valve**  
Size: DN50-300  
Body: Ductile Iron GGG50  
Bonnet:Ductile Iron GGG50  
Seat:Copper Alloy  
Plate:Copper Alloy  
Stem:2Cr13  
Standard:PN10/16



**LWDAV-18  
Steam Trap**  
Size: DN15-50  
Body: A105,SS304,SS316  
Disc:A105,SS304,SS316  
Seat:2Cr13  
Screen:SS304  
Bonnet:A105,SS304,SS316  
Standard:Class150-600,PN16-40



**LWGV-4  
Forged Steel Stop Globe Valve**  
Size: DN15-50  
Body: A105N  
Bonnet: A105N  
Gland: A276-420  
Disc: A276-410  
Seat: A105  
Stem: A276-410  
Standard:800-2500LB



**LWGV-9  
Electric Globe Valve**  
Size: DN15-50  
Body: Forged Steel A105  
Bonnet: Forged Steel A105  
Gland:Forged Steel A105  
Disc: CF8 A105  
Seat: A105  
Standard:800LB



**LWBPV-14  
Ductile Iron Balance Valve**  
Size: DN50-300  
Body: Ductile Iron GGG50  
Raft:EPDM DI  
Seat:EPDM Sleeve  
Valve Rod:45# Steel  
Standard:PN10/16



**LWSV-19  
Solenoid Valve**  
Size: DN8-100  
Body Material: Brass or Stainless Steel  
Seal: VITON, NBR, PTFE  
Armature Tube: Stainless Steel304  
Stop: SS403F  
Springs: SS304  
Shading Rings: SS304



**LWGV-5  
Ductile Iron Globe Valve**  
Size: DN50-600  
Body: Cast Iron,Ductile Iron  
Bonnet: Cast Iron,Ductile Iron  
Gland: Steel  
Disc: Cast Bronze  
Seat: A105  
Stem: SS201 Brass  
Standard:PN16




**LWGV-10  
Y Type Globe Valve**  
Size: DN10-25  
Body: A105,Alloy 400(Monel)  
2205 duplex stainless steel  
Bonnet: Alloy 400(Monel)  
2205 duplex stainless steel  
Gland:Forged Steel A105  
Disc: CF8 A105  
Seat: A105  
Standard:Class2500




**LWFFV-15  
Foot Valve**  
Size: DN50-600  
Body: Stainless Steel GGG50  
Disc:Stainless Steel GGG50  
Seat:EPDM Rubber  
Gasket:Asbestos Board  
Standard:PN10-25




**LWSV-20  
Safety Valve**  
Size: DN10-25  
Body: Brass,SS316,SS304  
Disc:Forged Brass  
Seal:Forged Brass  
Spring: Stainless Stee  
Stem: Brass  
High Lift Steam Boiler Safety Valve




**LWDP-1**  
**API 5L Steel Pipeline**  
Steel Material: API 5L GR.B,X42 X46,X56,X65,X70  
ASTM A53 GRADE A, GRADE B  
Ends: Plain ends ,beveled ends or with protect caps  
Surface:Fusion Bond Epoxy Coating  
Coal Tar Epoxy,3PE,FBE,Varnish coating  
Bitumen coating,Black Oil coating etc.  
Standard:API 5L,API 5CT,ASTM A53  
ASTM A252,EN10217,EN10219,DIN,JIS,BS



**LWDP-2**  
**K9 Ductile Iron Pipe**  
Material: Ductile Iron GGG40-50  
Pipe Wall Thickness:6.0-22.5mm  
Hardness:≤230HBS  
Pull Strength:≥420MPa  
Length:6m/5.7m/8.15m  
Yield (≥ MPa):300 MPa  
Standard:ISO2531/EN545/EN598




**LWEB-3**  
**Elbow**  
22.5°30°45°60°90°120°  
Material:Forged/Casting  
Stainless Steel  
Standard:NSI,ASME,DIN,BS  
JIS,GB,ISO etc



**LWT-4**  
**Tee**  
Size: DN15-1200  
Flange range: WN, BLIND, SO  
LAP JOINT, SW, THREADED  
sepcial flange per customer's drawing.  
Surface: RF, FF, RTJ  
Material: Austenitic(304/L, 316/L, 347H  
321, etc), Duplex steel(2205, 2507, etc)  
Standard: ASTM, EN, Standard  
(ASTM, EN) or Nonstandard  
Application: Pipe connection  
piping project construction  
Pressure class: 150-3000lbs



**LWRJ-5**  
**Rubber Joint**  
Size:DN32-4000  
Flange Material:Carbon Steel  
Stainless Steel  
Rubber:EPDM  
Standard:ANSI,API,JIS,BS,DIN,GB,JB




**LWFJ-6**  
**Fitting Connector Dismantling Joint**  
Bdoy:Ductile Iron  
Flange Material:Carbon Steel,Stainless Steel  
Standard:ANSI,API,JIS,BS,DIN,GB,JB



**LWF-7**  
**Flange**  
Material:310S,310,309,309S,316,316L  
316Ti,317,317L,321,321H,347,347H  
304,304L,302,301,201,202,405,410  
420,430,904L etc  
Standard:NSI,ASME,DIN,BS,JIS,GB,ISO etc  
Size:DN25-DN3000




**LWPE-8**  
**Pvc Elbow**  
Degree: 45°90°  
Certification:EPA, GS  
Standard:ASTM D2665, ASTM D2864  
ASTM D2466 SCH40  
Size: 1/2In-4In



**LWPP-9**  
**Pvc Pipe**  
Material:PVC/UPVC  
Certification:ISO series, SGS, CE  
Standard:ISO4422, BS EN1452, GB/T10002.1  
Size:DN16-DN630mm



**LWPT-10**  
**Pvc Tee**  
Material:PVC/UPVC  
Certification:ISO9001  
Standard:ASTM D2466 SCH40  
Size:1/2In-6In



# LOADING PHOTOS

ISO9001 04619Q14164R0M ISO14001 2791909E50377R0S  
OHSAS18001 04619S12643R0M

Factory Address: No.3 Xintai Road,ShuangQiao He Town,Jinnan District,Tianjin,China  
Office Address: C12 Ali Yun,Xianshuigu Town,Jinnan District,Tianjin,China



## GENERAL MANAGER Riven Lee

E-MAIL: trading\_manager@liweivalve.cn  
TEL: +86 185 2662 3967  
WECHAT ID: Riven0723  
WHATSAPP: +86 185 2662 3967  
Zalo: +86 185 2662 3967  
FaceBook:Riven Lee  
Instagram: Riven Lee  
WEB: tjliwei.en.alibaba.com  
www.liweivalve.com  
www.liweivalves.com  
tianjinliwei.bmlink.com



WeChat



WhatsApp

## MANAGER Ariel Wong

Email: trading\_specialist01@liweivalve.cn  
Tel: +86 18698094027  
Wechat: A18698094027  
Whatsapp: +86 18698094027  
ins: ariel\_wong327  
WEB: tjliwei.en.alibaba.com  
www.liweivalve.com  
www.liweivalves.com  
tianjinliwei.bmlink.com



WeChat



WhatsApp

## MANAGER Kerry Zhang

E-MAIL:trading\_specialist02@liweivalve.cn  
TEL:+86 18722677875  
WhatsApp:+8618722677875  
WeChat ID : RuiX-Parvenu  
WEB: tjliwei.en.alibaba.com  
www.liweivalve.com  
www.liweivalves.com  
tianjinliwei.bmlink.com



WeChat



WhatsApp

## MANAGER Nada Lee

Email:trading\_supervisor@liweivalve.cn  
Tel:+86 166 2238 3651  
Wechat: Nadaxxxx  
Whatsapp:+86 166 2238 3651  
Instagram:liweivalve\_nada  
Facebook: Wen Lee  
WEB: tjliwei.en.alibaba.com  
www.liweivalve.com  
www.liweivalves.com  
tianjinliwei.bmlink.com



WeChat



WhatsApp